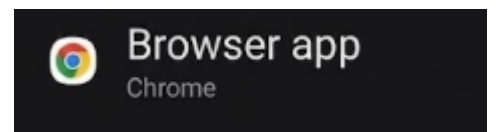
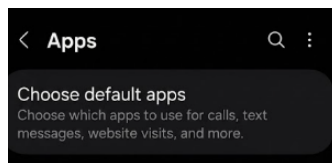
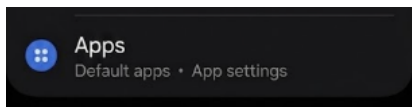


HOW TO LOGIN WITH MOBILE (IOS/ ANDROID) USING NETFLIX LOGIN LINKS

ANDROID

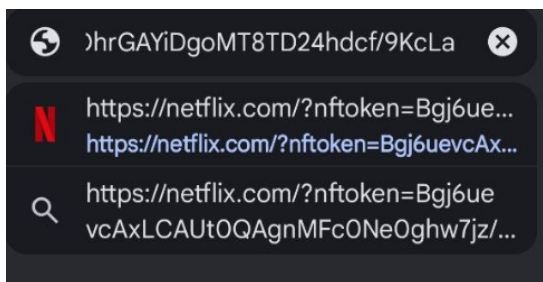
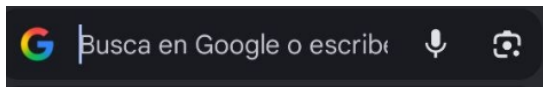

1. Go check which browser you have set as default in mobile, for this follow this steps:

- 1- Open Settings and tap on Apps.
- 2- Select Default apps (or Choose default apps).
- 3- Tap on Browser app.
- 4- You will see the browser you have selected.

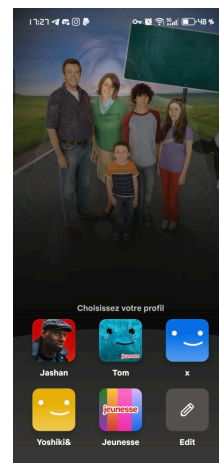
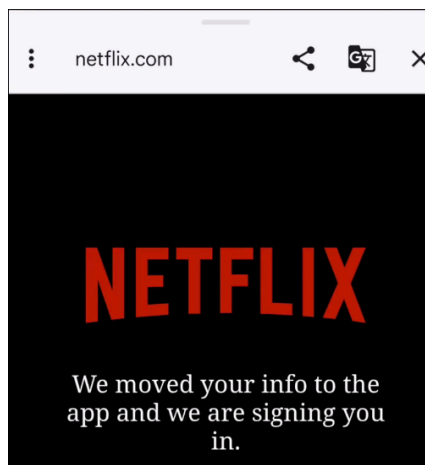
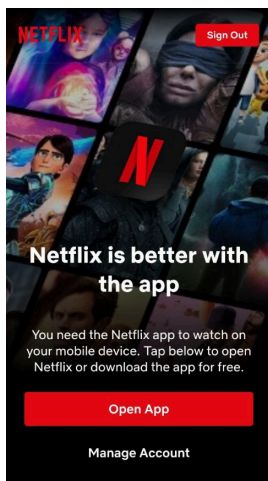


NOTE: We recommend setting "Chrome" as your default browser for a better chance of success.

2. Open now your "Chrome" browser in mobile. Then paste the login link in new tab and enter



3. Make sure you have the Netflix mobile app installed, then click "Open app", wait a few seconds to log in and enjoy!



IPHONE (IOS)

To log in on iOS, you must follow the same steps. Make sure Safari is set as your default browser on your mobile device.

NOTES

If you receive any errors, it may be because you are using a browser other than Chrome/Safari, or because you are trying to use it but it is not set as the default browser on your mobile device.